

# TRP APRIL MATCH 2024 – STAGE 1 - BUCKBOARD

**AMMO: 10 PISTOL - 10 RIFLE - 6+ SHOTGUN**

**CD - 5 Rifle**

**PISTOL: HOSLTERED**



**RIFLE: STAGED ON BUCKBOARD**

**SHOTGUN: STAGED ON HORSE**

**SHOOTER STARTS: BOTH HANDS ON HORSE  
STARTING LINE: MOUNT UP!**

**AT THE BEEP:**

- **WITH SHOTGUN, KD ALL SHOTGUN TARGETS**
- **FROM BEHIND BUCKBOARD, WITH RIFLE DOUBLE TAP AN OUTSIDE TARGET, THEN SINGLE TAP SWEEP THE REMAINING TARGETS, REPEAT STARTING ON OTHER OUTSIDE TARGET.**
- **WITH PISTOLS, REPEAT INSTRUCTIONS ON PISTOL TARGETS.**
- **CD: ENGAGE THE RIFLE TARGETS BY DOUBLE TAPPING AN OUTSIDE TARGET, THEN SINGLE TAP SWEEP ALL TARGETS**
- **NOTE: SHOTGUN CAN BE RESTAGED ON HORSE OR BUCKBOARD**



**TRP APRIL MATCH 2024 – STAGE 2 - CEMETERY**

**AMMO: 10 PISTOL, 10 RIFLE, 4+ SHOTGUN**

**CD - 6 Rifle**

**PISTOL: HOLSTERED**

**RIFLE: STAGED ON SHELF RIGHT OF OPENING**

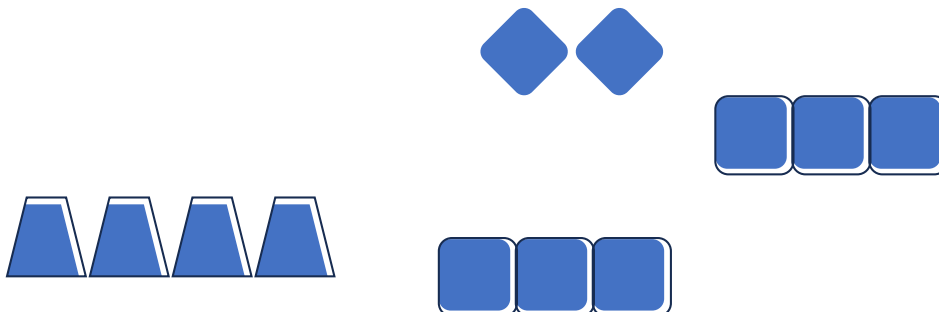
**SHOTGUN: STAGED ON SHELF LEFT OF OPENING**

**SHOOTER STARTS: IN CENTER OPENING, HANDS ON HAT**

**STARTING LINE: THE UNDERTAKERS' BEEN BUSY**

**AT THE BUZZER:**

- **FROM CENTER OPENING, WITH PISTOLS ENAGE THE TARGETS IN A 2-3-5 SWEEP FROM EITHER END.**
- **FROM RIGHT OF OPENING, WITH RIFLE ENAGE THE TARGETS WITH PISTOL INSTRUCITONS**
- **FROM LEFT OF OPENING, WITH SHOTGUN, KD ALL SHOTGUN TARGETS.**
- **CD: WITH RIFLE FROM RIGHT OF OPENING ENGAGE THE CD TARGETS IN A 1-2-3 SWEEP FROM EITHER END.**



**TRP APRIL MATCH 2024 – STAGE 3 - GALLOWS**

**AMMO: 10 PISTOL, 10 RIFLE, 4+ SHOTGUN**

**CD - 6 Rifle**

**PISTOL: STAGED ON SHELF**

**RIFLE: STAGED ON SHELF**

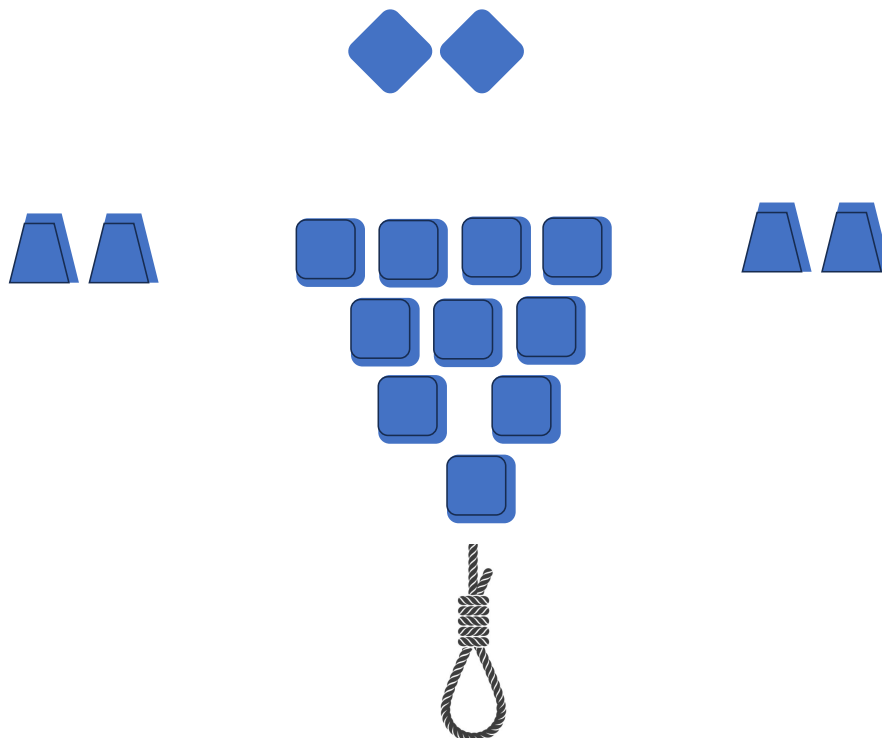
**SHOTGUN: STAGED ON SHELF**

**SHOOTER STARTS: THUMB IN EACH HOLSTER**

**STARTING LINE: I'M SEEING DOUBLE**

**AT THE BUZZER:**

- **WITH RIFLE AND PISTOLS, ENGAGE EACH TARGET TWICE.**
- **WITH SHOTGUN, KD 4 SHOTGUN TARGETS**
- **CD: WITH PISTOL PLACE 2 ROUNDS EACH ON ANY 5 TARGET, THEN WITH RIFLE PLACE 3 ROUNDS ON EACH CD TARGET**



**TRP APRIL MATCH 2024 – STAGE 4 - JAIL**

**AMMO: 10 PISTOL, 10 RIFLE, 4+ SHOTGUN**

**CD - 6 Rifle**

**PISTOL: HOLSTERED**

**RIFLE: IN HANDS AT WINDOW 3 - CD IN WINDOW 1**

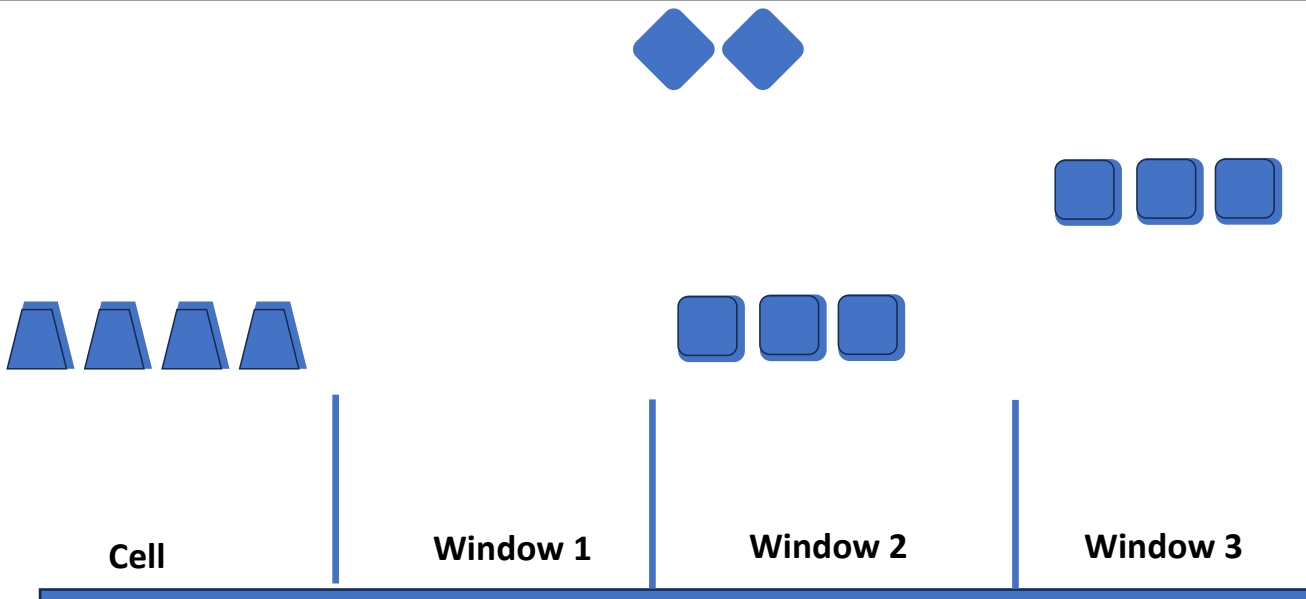
**SHOTGUN: STAGE ON SHELF IN JAIL CELL**

**SHOOTER STARTS: RIFLE IN HANDS**

**STARTING LINE: AT LEAST THE FOOD HERE IS GOOD.**

**AT THE BUZZER:**

- **FROM WINDOW 3 WITH RIFLE, ENGAGE RIFLE TARGETS IN A CAMEL SWEEP STARTING ON EITHER END (NEVADA SWEEP, DOUBLE TAPPING CENTER TARGET). EX 1-22-3-22-1-22-3**
- **MOVE TO WINDOW 2 AND WITH PISTOLS ENGAGE PISTOL TARGETS WITH RIFLE INSTRUCTIONS**
- **MOVE TO CELL SHELF AND WITH SHOTGUN, KD SHOTGUN TARGETS**
- **CD: FROM WINDOW 1 - ENGAGE CD TARGETS 1-22-1-22**
- **NOTE: SWINGER TARGETS NOT USED**



**TRP APRIL MATCH 2024 – STAGE 5 – GENERAL STORE**

**AMMO: 10 PISTOL, 10 RIFLE, 4+ SHOTGUN**

**CD - 6 Rifle**

**PISTOL: HOLSTERED**

**RIFLE: STAGED IN WINDOW 2**

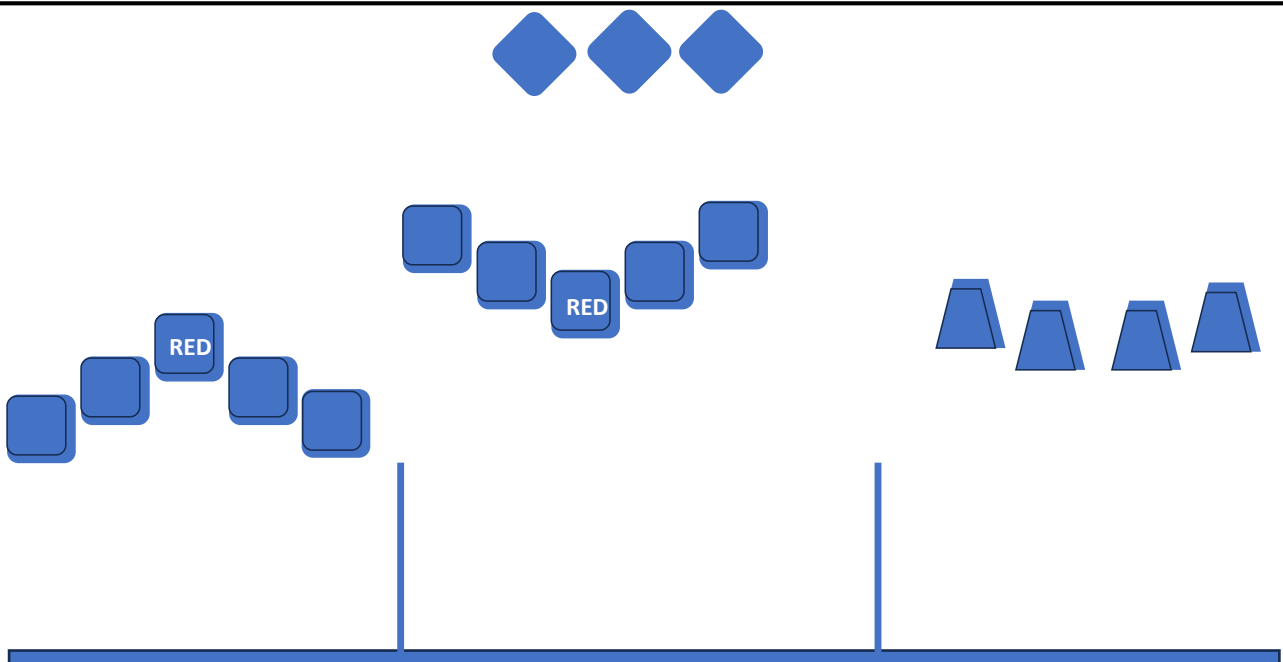
**SHOTGUN: STAGED IN WINDOW 3**

**SHOOTER STARTS: AT THE READY AT POSITION OF CHOICE**

**STARTING LINE: YOU USED UP ALL YOUR CREDIT**

**AT THE BUZZER:**

- **WITH RIFLE NOT LAST**
- **FROM WINDOW 1 ENGAGE PISTOL TARGETS IN A 1-2-4-2-1 SWEEP FROM EITHER END.**
- **FROM WINDOW 2, WITH RIFLE, REPEAT INSTRUCTIONS ON RIFLE TARGETS**
- **WITH SHOTGUN IN WINDOW 3, KD ALL SHOTGUN TARGETS**
- **CD: ENGAGE THE CD TARGETS 1-4-1 FROM EITHER END.**



**TRP APRIL MATCH 2024 – STAGE 6 - BOARDWALK**

**AMMO: 10 PISTOL, 10 RIFLE, 6+ SHOTGUN**

**CD - 6 Rifle**

**PISTOL: HOLSTERED**

**RIFLE: STAGED ANYWHERE**

**SHOTGUN: STAGED ANYWHERE**

**SHOOTER STARTS: POSITION OF CHOICE, HANDS ON GUN OF CHOICE, PISTOL IN HOLSTER OR RIFLE ON COUNTER**  
**STARTING LINE: I'LL RING THAT DANG BELL IF I WANT TO**

**AT THE BUZZER:**

- **RIFLE NOT LAST**
- **USING PISTOLS FROM DOORWAY 1 AND RIFLE FROM WINDOW 2, ENGAGE RIFLE/PISTOL TARGETS WITH 4 ROUNDS EACH.**
- **WITH SHOTGUN, ENGAGE 2 KNOCKDOWNS EACH FROM WINDOWS 1, 3, AND 4**
- **CD: EGAGE PISTOL TARGETS FROM DOORWAY 1 IN A 4-2-4 SWEEP AND ENGAGE RIFLE TARGETS FROM FROM WINDOW 2, WITH 3 ROUNDS EACH.**

